

KNOW BEFORE YOU GO









AGGRESSOR
ADVENTURES

Bahamas Aggressor II

Updated: June 19, 2026

Itinerary: Tiger Beach (Freeport, Grand Bahama Island, The Bahamas)
Adventure Schedule: Saturday to Saturday (7-night trips)
Yacht Local Name: M/Y Bahamas Aggressor II
Home Port: Bradford Marine Freeport, Grand Bahama

Aggressor Adventures Reservation Office

Office	Contact Details
Reservation Office	Mon–Fri 8 am – 5 pm EDT Sat/Sun 9 am – 5 pm EDT  1-800-348-2628 (USA) -or- +1-706-993-2531  bahamas@aggressor.com  www.Aggressor.com
Emergency / Travel Delays (After Hours Only)	 +1-706-664-0111  info@aggressor.com
Aggressor DeTours (Private Transfers)	 +1-706-434-8158  detours@aggressor.com
Yacht Contacts:	Bahamas Aggressor II  +242-817-0059

In an emergency, family and friends can contact the Aggressor Reservations Office. After hours, they may call the Aggressor emergency cell number.

Bahamas Aggressor II Tiger Beach Quick Reference Summary

Charter Schedule: Saturday → Saturday

Home Port: Bradford Marine Freeport, Grand Bahama

Arrival & Transfers

Item	Details
Recommended Airports	Grand Bahama International Airport (FPO)
Arrive By	All guests are strongly encouraged to arrive 1-day early. FPO → Before 4 pm (Saturday) to ensure timely boarding.
Check-In / Out Window (from the yacht)	Check-In: Saturday 4–6 pm Check-Out: Saturday by 8 am
Transfers:	Airport transfers are NOT included. Taxis are available at FPO. Approx. 10 min to Bradford Marine.

Deadlines & Documents

60 Days Before Departure	<ul style="list-style-type: none"> Review Diving Medical Form (if doing scuba training). Make a doctor’s appointment if needed.
14 Days Before Departure	<ul style="list-style-type: none"> Aggressor’s Guest Information System registration due Confirm any special requests
Item	Details
Passport	Valid ≥ 6 months beyond trip.
Visa	See below. Most countries allow for “Visa on Arrival”
Guest Info System (GIS)	Complete all sections ≥ 14 days before departure.
Diving Medical Form	Required if doing any SCUBA training courses. Print & bring. Doctor signature required for any “Yes” answers.
Dive Certification Card	Required for all divers (+ Nitrox if applicable).

Fees & Payments

Item	Details
Port Fee – 7 night trip	\$299 per person
Payment Methods	USD cash / Visa / MasterCard

On Board Highlights

- All rooms A/C with private bath.
- Power: 110V (Type A/B plugs) – same as USA/Canada.
- Wi-Fi: SeaFi Internet available (purchase codes on board)
- Meals: Full breakfast, lunch buffet, dinner served. Snacks provided between dives.
- Beer & wine included. Bring preferred spirits from duty-free.
- Hot tub on sun deck.
- Smoking → rear sun deck only.

Diving Essentials

- 19-22 dives per 7-night adventure.
- Up to 4 dives per day. Recreational diving only.
- Recommended: Mask, fins, BCD, regulator, dive computer, & wetsuit.
- Tanks (12L / 80 cf) provided; 15L available for rent.
- Nitrox available (extra fee).
- Nearest hyperbaric chamber: Nassau

1. BEFORE YOU GO

Passports

Your passport must be valid for at least 6 months after your trip ends.

Children traveling: Some countries have special rules for children leaving the country. Check your government's travel website for requirements.

Visa

The Bahamas requires all travelers to have a valid passport and may require a visa depending on your nationality. Most U.S., Canadian, and EU citizens do NOT need a visa for stays under 90 days.

You are responsible for:

- Getting the correct visa for The Bahamas
- Having documents to re-enter your home country
- Checking visa rules for any connecting flights

Where To Check:

- USA citizens: www.travel.state.gov
- Other countries: Contact your foreign affairs office or embassy
- All travelers:



The [IATA Travel Centre](#) is a helpful resource for travelers checking current travel, visa, and health requirements.

Questions? Contact the Aggressor reservations office.



Visa and entry requirements can change without notice. Always verify before traveling.

Required Forms

You need two things before you can dive and a third if you plan to do scuba training:

1. GUEST INFORMATION SYSTEM (GIS)

What: Aggressor's online cruise application forms, including waiver and travel details

When: Complete 14 days before departure

How: You'll receive a link by email. If you didn't get it, contact reservations.



Include your flight arrival time or hotel name in the GIS.

2. DIVE CERTIFICATION CARD (C-CARD)

What: Your diving certification card

Bring: The physical card or digital proof

Note: If diving with Nitrox, bring your Nitrox certification card as well.

3. MEDICAL FORM (RSTC) *(Only if doing scuba training)*

What: Diving Medical History Form

When: Required only if you plan to take a scuba training or certification course during your trip.

How:

- Download the form now at <http://www.aggressor.com/RSTCMedical.pdf>
- Answer all questions honestly
- The form will tell you if your answers require a doctor's approval.
- If no doctor approval is needed, you can sign it yourself
- Print it and bring it to the yacht



ALREADY HAVE ONE? If you have a medical form signed by a doctor in the last 12 months, you can use that instead.



There are no doctors once the yacht leaves the dock. If you need a doctor's signature and don't have it, you cannot participate in any SCUBA training classes.

What if I forget to complete these forms?

- An incomplete or Missing GIS will result in denied boarding and possible trip cancellation without refund.
- You cannot dive without a certification card.
- You can not participate in SCUBA training courses without a medical form.

Travel & Health Insurance

Aggressor Adventures strongly recommends that all guests purchase insurance to protect your investment and health.

SUGGESTED COVERAGE:

- Travel Insurance (Trip Cancellation and Interruption)
- Dive Insurance (Dive Accident and Medical)
- Equipment Insurance

CONSIDER ADDING:

- "Cancel For Any Reason" (CFAR) upgrade – extends coverage beyond traditional policies without the constraints of “covered situations”.
- "Liveaboard Rider" upgrade - addresses liveaboard-specific issues such as missed dives due to illness, weather, or accidents to others, which impact your experience and more.

These policies provide financial security if unexpected events occur.

Get quotes: www.aggressor.com → [Insurance](#) for options.

2. PREPARING FOR YOUR ADVENTURE (2-4 WEEKS BEFORE)

Recommended Packing:

Travel light. Space on the liveaboard yacht is limited.

LUGGAGE: Use soft luggage, such as duffel bags (not hard suitcases), for easy storage in your room.

CLOTHING TO BRING:

- Lightweight, comfortable sportswear
- Swimsuits
- Light sweater or jacket for evenings
- Walking shoes for time ashore
- Sunglasses and hat

Dress code: Always casual and informal

ESSENTIALS:

- Sunscreen (reef-safe recommended)
- Sunglasses
- Hat
- Walking shoes

PACKING CHECKLIST: Use this QR code to grab a free Packing Guide. It's a simple checklist that makes sure you bring everything you need for your adventure. No more forgotten essentials!



Electronic Devices

Personal Electronics are welcome:

- ✓ Cameras, phones, satellite phones, computers, tablets, and e-readers
- ⚠ Drones. Don't just show up with a drone. The process requires planning and paperwork to avoid issues with Customs and Aviation Authorities.

The following devices are prohibited:

Prohibited Equipment	Notes
⊘ Underwater Scooters	Prohibited.
⊘ Electric Surfboards	Includes e-foils, jet boards, powered surfboards, and similar devices.



CHECK WITH AIRLINE: Some airlines have restrictions on lithium batteries in checked bags. Check your airline's rules before packing.

Required Dive Equipment

All divers are required to have the following equipment. You may either bring your own or rent on board.

- Mask
- Fins
- Snorkel
- Buoyance Compensator (BCD)
- Regulator with an Alternate Air source and a visible pressure gauge
- Dive Computer
- Tank (*provided*)
- Weights (*provided*)
- Weight belt (*provided*)
- Wetsuit

Personal Dive Equipment

Mark each piece of your personal gear with waterproof paint or tape. Many pieces of diving equipment look similar, so make sure yours is clearly labeled.

Guests should also consider additional personal safety equipment such as:

- Dive Alert
- Nautilus Rescue Radio
- Whistle
- Mirror
- Surface Marker Buoy (SMB) with reel

WHY SMB & REEL ARE RECOMMENDED:

If you surface away from the main yacht, your surface marker helps the yacht staff to track your location for pickup. You are encouraged to practice deploying yours before the trip or on the initial check-out date.

Airline Travel & Checked Bags:

WHAT TO CARRY ON THE PLANE: Pack these in your carry-on bag (NOT checked luggage):

- Passport and travel documents
- Dive certification card
- Medical form
- Money and credit cards
- Prescription medications
- One change of clothes (including swimsuit)
- Basic toiletries

Why? If your checked bag is delayed, having essentials in your carry-on means you can still dive on Day 1. Once the yacht leaves port, it cannot receive deliveries until it returns.

CHECK YOUR AIRLINE'S RULES: Different airlines have different limits for:

- Number of bags
- Weight limits
- Size restrictions
- Extra fees

BUSY SEASON RESTRICTIONS:

- Some airlines reduce luggage allowance during high season (December - April).
- You might only get one checked bag instead of two.

DIVE GEAR FEES:

- Many airlines charge extra fees for dive equipment.
- Check if your airline offers a "sports equipment" allowance.

Communication with Home – Staying In Touch

Before departure:	Share your itinerary with family
Emergency contact:	+1-706-664-0111 available 24/7
In port (Saturday/Sunday):	Most cell phones will work if they have international roaming or data.
At sea:	SeaFi Internet is available for purchase Cell phones will work sporadically based on distance from towers.
Return day:	Most cell phones will work if they have international roaming or data.

Tip: Send a “heading out for 6 days” message Saturday evening so family knows you may be offline by choice.

Green the Fleet Tips

Contribute to the Green the Fleet sustainability initiatives. Here are a few reminders to keep in mind as you get ready for your adventure:

- Avoid traveling with single-use plastics.
- Remove packaging from any new purchases before traveling.
- Travel with a refillable water bottle for hydration.
- Use rechargeable batteries whenever possible. Plan to bring home used batteries so they can be properly disposed of.
- Use an environmentally friendly or ocean-safe sunscreen.
- Be environmentally conscious in everything you do.

3. GETTING THERE

Arrival Airports:

- Grand Bahama International Airport (FPO), Freeport

- Approximately 4.3 miles (7 km) from Bradford Marine. Estimated taxi time is 10 minutes.

Recommended Arrival Times:

WE RECOMMEND: Arrive one day early

- Flights can be delayed
- Luggage can be lost
- Customs can take longer than expected
- Better to arrive relaxed than stressed

You will be responsible for transfers between the airport and your hotel.

If you arrive on embarkation day: Flights should land at Grand Bahama International Airport (FPO) before 4:00 pm. Boarding window: 4:00 pm – 6:00 pm. All guests must be on board by 6:00 pm. The yacht may depart for the first anchorage any time after 6:00 pm

Transfer Options:

Airport transfers are NOT included in your package. Guests are responsible for arranging transportation from Grand Bahama International Airport (FPO) to the yacht.

Taxi Service:

- Taxis are available at the FPO airport.
- Travel time: About 10 minutes to Bradford Marine (approximately 7 km via Queens Highway).
- Approximate cost: \$25 from the airport to Bradford Marine.
- Extra charges may apply for more than 2 guests and each piece of luggage.



Tip: Tell the driver you are going to “Bradford Marine, 100 Queen’s Highway.”

Port and Dockage Details

The Bahamas Aggressor II dock at Bradford Marine Freeport on Grand Bahama Island. Enter through the security gate and the guard will direct you to where the yacht is docked.


Bradford Marine (Freeport)

G69R+9G7 Freeport, Grand Bahama Island)





Check-In: Saturday 4 – 6 pm
Check-Out: Saturday by 8 am

 All guests must be onboard by 6:00 pm. The yachts may depart for the first anchorage any time after 6:00 pm.

4. ON BOARD LIFE

Accommodations & Services

All rooms are air-conditioned and equipped with:

- Private toilet, shower, and sink
- Hair dryer
- Towels changed as needed - hang to dry and reuse to support Green Fleet
- Linens (changed upon request)

GUEST ROOM SIZE:


- Rooms are compact (464-95 square feet) but comfortable
- The rooms are designed for divers who spend most of their time on deck or underwater
- Guests store soft luggage under their beds
- There is limited storage – so travel light

Electricity

- The Bahamas Aggressor II uses 110V 60Hz outlets, plug types A and B (same as the U.S.).
- Bring adapters if your devices use different plug types
- Most phone chargers and laptop adapters work with 110V or 220V - check yours to be sure
- The yacht also provides USB charging ports in common areas

Reference: www.worldstandards.eu/electricity/

Yachts Plug



Type A



Type B

Meals

The culinary team prepares a variety of American and Bahamian dishes with fresh ingredients.

- Breakfast: Cooked-to-order hot entrees, fresh fruit, cereals, and juices
- Lunch: Buffet-style with homemade soups, breads, salads, and sandwiches
- Dinner: Elegant plated service featuring seafood, beef, or chicken, paired with fresh vegetables and homemade desserts
- Snacks: Served mid-morning and mid-afternoon

Dietary Medical Restrictions:

If you have special medical dietary restrictions, please note them in your GIS reservation and discuss them with the yacht chef upon boarding so they can properly prepare to meet your needs.

The destination's remote location means limited access to specialty items. For strict dietary needs:

- Bring critical items with you (gluten-free pasta, specific protein powders, etc.)
- Discuss options with chef on Day 1
- Be flexible - ingredients may not match exactly what you eat at home.

Beverages

Complimentary beverages include:

- Fruit juices
- Soft drinks
- Iced water and iced tea
- Coffee
- Limited selection of local beer and wine

For other alcohol and spirits, you are encouraged to bring your special brand with you or purchase locally before boarding.



Drinking and diving do not mix. Once you consume alcohol, you become a sunbather until the next day.

Communications / Internet

This destination is equipped with the OnAdventure local area network (LAN). Connection to the network is free and provides guests access to destination resources, such as placing morning beverage service orders and the Guest Room Handbook.



Sea Fi Internet Service is also available. The service is designed to provide basic connectivity needs.

- Internet connectivity is available via a SeaFi code sold on board.
- Each code purchased provides 8 gigabytes of data usage.
- Voice over IP services (WhatsApp, Google Voice, etc.), online messaging, and email are all accessible through this connection.

Cellular service:

- Is available intermittently, throughout the trip, when the yacht is close to islands with cell towers and your service provider
- Check with your carrier for roaming options

Ships Boutique

- There is a small on board boutique offering assorted t-shirts and other items.
- Your bill for on board services and boutique items will be settled on the last day of diving.
- After returning home, if you still want boutique items, please visit the Aggressor online boutique at www.aggressor.com.

Fees & Taxes (Pay on Board)

Each guest will pay a port fee at the end of the charter. These fees support local port services, environmental permits, and government assessments.

Itinerary	7-Night Trip	Notes
Tiger Beach	\$299	

Note: Prices subject to change by government authorities without notice.

The yacht accepts cash (USD) or Visa/MasterCard.

Fees are paid onboard at the end of your trip during checkout. Travelers' checks and personal checks cannot be accepted.

Smoking / Vaping Policy

- **Smoking and vaping are strictly prohibited anywhere inside the yacht or on the dive deck.**
- Smoking and vaping are only permitted at the rear of the sun deck.
- Please respect non-smoking guests.

Entertainment

There are a variety of nightly entertainment options:

- Diving videos
- Movies
- Games
- Marine life identification and destination presentations

The yacht offers a collection of movies and TV shows that can be watched in the lounge or in your room. If you have a favorite movie, digital slide show, or video to share, bring it along!

A small library of marine life identification books is also available for reference.

Special Occasions

If you will be celebrating a special occasion such as a birthday, anniversary, honeymoon, wedding, or your 100th dive, please let us know so the staff can help celebrate your occasion.

Kindly inform the reservation office before traveling so they can notify the staff in advance.

Gratuities

- Staff gratuities are not included in the charter.
- Gratuities are voluntary and should be based on the quality of service provided by the staff.
- When settling your bill, the Captain will have an envelope for gratuities that will be divided equally among the staff.
- Payment can be made by cash (USD or Bahamian Dollars), Visa, or MasterCard.

Health & Medications

The Bahamas Aggressors have a basic first aid kit on board, including oxygen and an AED.

Motion Sickness: You might want to bring motion sickness medication if you think you'll need it. There are several over-the-counter brands for motion sickness medication. You can also consult your doctor about prescription options, such as the transdermal patch or Scopace tablets.

Currents and winds may cause moderate movement of the yacht at times.

Medication Storage:

The Bahamas Aggressors and their staff cannot accept any medication brought on board for safekeeping, including those that require refrigeration.

Guests needing temperature-sensitive medication should travel with a cooling case or a small storage cooler filled with blue ice packets. The staff will gladly store and recharge the blue ice but cannot accept responsibility for the proper care or storage of medication. This should be kept in the stateroom.

5. DIVING INFORMATION

Diving Operations

All diving on Aggressor Liveaboard yachts is recreational and non-decompression. Aggressor Liveaboards do not support technical diving, rebreathers, or diving with double tanks.

At Tiger Beach, all dives are conducted from the back deck of the main yacht using wide stern platforms and easy-entry ladders. The yacht anchors or moors directly at dive sites, giving you direct access to the reef from the dive platform. All dives begin with a full site briefing from the staff.

When diving directly off the yacht, at least one staff member will be in the water, providing support, underwater photography, videography, and critter-spotting services. A staff member may also be in the water to assist guests in locating specific points of interest.

You and your buddy control your dive plan while following the briefing and your certification agency’s limits. Guests are not required to follow the staff in the water. Once the dive time expires (per the briefing) you should be back on the boat having completed your safety stop.



All dives must remain within recreational limits. No decompression diving is permitted.

Typical Schedule (Saturday – Saturday)

- Up to 5 dives per day
- No decompression dives (recreational limits only)
- Night dives available on several evenings

Day	Activity
Saturday	4-6pm Boarding – Freeport @ Bradford Marine Stateroom Orientation Setup Dive Gear Dinner Welcome and Safety Briefing
	6pm or later Depart for first anchorage
Sunday Morning	Initial Dive Briefing est. 9am 1 st dives begin (check-out dive) 2-3 more dives for the remainder of the day
Sunday – Thursday	Eat, Sleep & Dive 4 dives per day Fresh snacks between dives and 3 hot meals daily
Friday	AM noon - 1pm 5pm 6pm 1-2 dives in the morning Return to Port Farewell Cocktail party Dinner ashore at a local restaurant – almost all nearby restaurants require a short taxi ride (transfer and dinner not included)
Saturday	6am Continental Breakfast

	8am	Check-Out Taxis arranged for airport transfers or to your hotel (not included)
--	-----	--

Dive Supervision

- Diving is not just an activity; it's a passion for exploring the underwater world. That's why the dive program is built around empowering you and your buddy to take control of your diving experience.
- While in the water, you and your buddy are in charge.
- Every dive starts with a thorough briefing from the dive staff, covering site conditions, points of interest, and safety procedures.
- As certified divers, you and your buddy are responsible for planning and carrying out your dives while respecting your experience limits and those set by the briefing and your certification agency.
- Divers are not directly supervised - each buddy team manages their own dive.
- If you surface early, only your buddy team surfaces – other divers may continue their dive per the plan and briefing.

Equipment Storage:

- Each guest will be assigned a designated seat on the dive deck and a personal locker or cubby to store items.
- There are also rails and hangers for your wetsuits.
- Freshwater showers are located on the back deck for post-dive comfort.
- Warm towels are provided after each dive.

Tanks & Fills & Nitrox

- Standard tanks: 80 cu ft (12L) aluminum tanks.
- Valves: Standard k-valves (American yoke type). A limited number of convertible valves (that accept DIN (international) are available. (Bring your own adapter if you require DIN).
- Fills: Air Included
- Nitrox: A 32% blend is available for divers who are Nitrox certified for an additional fee. Please see www.aggessor.com for pricing.
- Large-capacity tanks (i.e., 15 liters / 100 cu/ft) are available for rent for guests who want extra capacity. These tanks have convertible valves (Yoke or DIN).

Equipment Rentals:

The following dive equipment is available for rental:

Item		Item		Item	
Mask	✓	Fins	✓	Snorkel	✓
BCD	✓	Regulators System	✓	Dive Computer	✓
Dive Light	✓	Safety Sausage (SMB)	✗	Large Capacity Tank (15L, 100 cu ft, or similar)	✓
Nautilus Rescue Radio	✗	Wetsuits	✗	U/W Cameras	✗

Please visit Aggressor's website at www.aggressor.com for detailed information on the cost of dive equipment rentals, certification courses, and large tanks.



If any of your dive equipment fails while on board, the staff will lend you equipment free of charge.

Wetsuit Rentals:

You are strongly encouraged to bring your own wetsuit to ensure optimal comfort and thermal protection during your dives. Since wetsuit fit is highly individual and vital for both comfort and warmth, bringing your personal wetsuit will provide the best diving experience. Other rental equipment is readily available; however, wetsuits are not.

Consult the Adventure Logs on www.aggressor.com for current water temperatures.

Itinerary Details:

Located 20-25 miles (32-40 km) off the northwest tip of Grand Bahama Island, on the northwestern edge of the Little Bahama Bank, Tiger Beach is one of the most renowned shark diving spots worldwide. The area is famous for consistent encounters with tiger sharks, nurse sharks, lemon sharks, and Caribbean reef sharks in shallow, crystal-clear waters that range from 15 to 30 feet (5 to 10 meters) deep.

Tiger Beach is famous for its vibrant coral seascapes and crystal-clear waters, which are fueled by the warm Gulf Stream. The sandy bottom and clear water offer excellent visibility and photo opportunities. Besides the sharks, the area features a diverse array of marine life, from large animals like sharks and dolphins to smaller species, including turtles.

Diving Conditions

- You'll be diving in water that averages 77°- 85° degrees or 25°- 29° C.
- Most guests do 3-5 dives each day, so some form of protection is necessary. A 3mm wetsuit in the summer and a 5mm in winter should be comfortable and sufficient.
- Season-by-Season:
 - o Spring (Mar-May): 77°F (25°C) water, use 3-5mm wetsuit, great conditions
 - o Summer (Jun-Aug): 85°F (29°C) water, use 3mm wetsuit or shorty, very warm

- Visibility: Typically 60–100+ feet (18–30+ meters). Tiger Beach’s shallow sandy bottom produces outstanding clarity most of the year.
- Currents: No predominant currents. Generally mild to moderate, caused by wind and tidal flow. Site briefings will cover any specific current conditions.
- Please see the “Adventure Logs” on www.aggessor.com for current diving conditions.

Scuba Training:

Enhance your education while on board an Aggressor yacht!

The courses available include:

- Advanced Open Water Diver (SSI or PADI)
- Enriched Air / Nitrox Courses (SSI or PADI)

Course fees are due once on board and after the instructor confirms your course. The training agency providing your course will depend on your instructor's affiliations.

A diver participating in scuba training will need to complete a medical history form. Please be sure to review the form prior to traveling and ensure you do not need a physician’s signature.



Photo & Video

Photography: The yacht offers photography coaching while on board. The Bahamas Aggressor yachts have a camera table with low-pressure air hoses and a dedicated charging station for your camera and video equipment.

As a safety precaution, all lithium-ion batteries must be charged outside at the camera station and cannot be charged inside the yacht.

Video Service: The Video Professional can capture your diving adventure on board the Bahamas Aggressors to share with family and friends.

The video of the week (including all guests and staff) is available for an additional fee. See www.aggessor.com for current pricing.



Nearest Chamber

The nearest hyperbaric chamber is at Doctors Hospital (West) in Nassau. This is a 24-hour emergency facility. You are encouraged to have a full physical exam before your adventure if you have any concerns, and always dive conservatively.

Prohibited Diving Activities:

The following diving activities are not supported and prohibited on Aggressor Liveboards

- Use of Spear guns, Hawaiian slings or collecting of any kind are not permitted.
- Solo Diving
- Use of double tanks
- Use of underwater scooters
- Decompression or Technical Diving
- Touching, chasing, or disturbing marine life of any kind.

6. AFTER YOUR ADVENTURE

Check-Out Time:

Check-out time is 8:00 am for all guests. At this time, all guests and their luggage must be off the yacht so staff have adequate time to prepare for new guests arriving in just a few hours. If you are making your own transfer arrangements, please ensure that you are picked up at or before check-out.

Departure Schedule:

Transfers are not provided. The staff will assist guests in making reservations for taxi departures to the airport or hotel.

Guest Surveys

You will receive a detailed survey via email three days after your adventure ends. (If you've completed back-to-back adventures, you'll receive one survey for each.) Aggressor Adventures truly values guest feedback and integrates it into the continuous improvement of our programs.

Many amenities and experiences you enjoyed during your adventure were inspired by guest suggestions. Your feedback is sincerely appreciated as it helps us enhance our operations and exceed future guest expectations.

Your survey also offers a valuable opportunity to recognize exceptional staff performance. These evaluations directly influence staff recognition programs, awards, and promotions. The staff is dedicated to making your adventure memorable, and your feedback helps us celebrate their outstanding service. The time you take to provide thoughtful responses is greatly appreciated and helps us to maintain the highest standards of the Aggressor experience.

Stay Connected

Each week, the previous charter's Adventure log is uploaded to the website. Feel free to visit www.aggressor.com and check the Adventure log for water temperature, visibility, and sightings.