



## Belize Aggressor V

Updated: May 18, 2026

**Itinerary:** Placencia & Glover's Reef  
**Adventure Schedule:** Saturday to Saturday (7 nights)  
**Yacht Local Name:** M/Y Belize Aggressor V  
**Home Port:** Placencia Municipal Dock, Placencia, Belize

### Aggressor Adventures Reservation Office

Office	Contact Details
Reservation Office	Mon–Fri 8 am – 5 pm EDT Sat/Sun 9 am – 5 pm EDT ☎ 1-800-348-2628 (USA) -or- +1-706-993-2531 ✉ <a href="mailto:belize@aggressor.com">belize@aggressor.com</a> 🌐 <a href="http://www.Aggressor.com">www.Aggressor.com</a>
Emergency / Travel Delays (After Hours Only)	☎ +1-706-664-0111 ✉ <a href="mailto:info@aggressor.com">info@aggressor.com</a>
Aggressor DeTours (Private Transfers)	☎ +1-706-434-8158 ✉ <a href="mailto:detours@aggressor.com">detours@aggressor.com</a>
Yacht Contacts:	Belize Aggressor V — contact via Reservations Office

In an emergency, family and friends can contact the Aggressor Reservations Office. After hours, they may call the Aggressor emergency cell number.

## Belize Aggressor V Quick Reference Summary

Charter Schedule: Saturday → Saturday

Home Port: Placencia Municipal Dock, Placencia, Belize

### Arrival & Transfers

Item	Details
Recommended Airports	Philip S.W. Goldson International Airport (BZE), Belize City
Arrive By	Guests are strongly encouraged to arrive 1 day early. Day-of arrival: Fly BZE → PLJ (Placencia). Allow time for domestic connection.
Check-In / Out Window (from the yacht)	Check-In: Saturday 4–6 pm Check-Out: Saturday by 8 am
Transfers:	Not included. Short taxi ride from Placencia Airport (PLJ) to dock. Approx. 5–10 minutes.

### Deadlines & Documents

60 Days Before Departure	<ul style="list-style-type: none"> <li>Review Diving Medical Form (if doing scuba training). Make a doctor’s appointment if needed.</li> </ul>
14 Days Before Departure	<ul style="list-style-type: none"> <li>Aggressor’s Guest Information System registration due</li> <li>Confirm any special requests</li> </ul>
<b>24-72 Hours Before Departure</b>	<ul style="list-style-type: none"> <li><b>Complete Belize iDeclare digital immigration form</b></li> </ul>
Item	Details
Passport	Valid ≥ 6 months beyond trip.
Visa	Not required for most nationalities for stays of 30 days or less.
Belize iDeclare Form	Required digital immigration form. Complete before travel at <a href="https://belizetravel.immigration.gov.bz/Belize_Digital_Forms/">https://belizetravel.immigration.gov.bz/Belize_Digital_Forms/</a>
Guest Info System (GIS)	Complete all sections ≥ 14 days before departure.
Dive Certification Card	Required for all divers (+ Nitrox card if applicable).
Diving Medical Form	Required if doing any SCUBA training courses. Print & bring. Doctor signature required for any “Yes” answers.

### Fees & Payments

Item	Details
Port Fee – 7-night trip	\$130 (7n) per person. Includes fees, taxes, and parks.
Fuel Surcharge	tba
Payment Methods	USD cash / Belize cash / Visa / MasterCard. Bill must be in good condition.

### On Board Highlights

- All rooms A/C with private bath.
- Power: 110V (Type A/B plugs) — same as USA/Canada.
- Internet: OnAdventure LAN (free) + SeaFi internet codes available for purchase.
- Meals: Full breakfast, lunch buffet, plated dinner. Snacks between dives.
- Beer & wine included. Bring preferred spirits from duty-free.
- Hot tub on the top deck.
- Smoking → rear sun deck only.

### Diving Essentials

- 24–27 dives per 7-night adventure.
- Up to 5 dives per day. Recreational diving only.
- All diving from yacht’s back deck — no tenders.
- Tanks: 80 cu ft (12L) aluminum, standard K-valve (yoke). Limited DIN adapters available.
- Nitrox (32%) available for certified divers (extra fee).
- Nearest hyperbaric chamber: San Pedro, Ambergris Caye (flight required).

# 1. BEFORE YOU GO

## Passports

Your passport must be valid for at least 6 months after your trip ends.

Children traveling: Some countries have special rules for children leaving the country. Check your government's travel website for requirements.

## Visa

Most travelers do not need a visa to enter Belize for stays up to 30 days. This includes citizens of the United States, Canada, United Kingdom, European Union, and most Caribbean and Central American countries.

You are responsible for:

- Getting the correct visa for Belize (if required for your nationality)
- Having documents to re-enter your home country
- Checking visa rules for any connecting flights

Where To Check:

- USA citizens: [www.travel.state.gov](http://www.travel.state.gov)
- Other countries: Contact your foreign affairs office or embassy
- All travelers:



The [IATA Travel Centre](#) is a helpful resource for travelers checking current travel, visa, and health requirements.

Questions? Contact the Aggressor reservations office.



Visa and entry requirements can change without notice. Always verify before traveling.

## Belize iDeclare Form

The Belize Immigration Department requires all guests to complete a digital immigration and customs form before arrival. Travelers must complete the form between 72 and 24 hours before their scheduled arrival in Belize.

Complete the form at: [https://belizetravel.immigration.gov.bz/Belize Digital Forms/](https://belizetravel.immigration.gov.bz/Belize_Digital_Forms/)



Complete the iDeclare form before you travel. Failure to do so may cause delays at immigration

## Required Forms

You need two things before you can dive and a third if you plan to do scuba training:

### 1. GUEST INFORMATION SYSTEM (GIS)

*What:* Aggressor's online cruise application forms, including waiver and travel details

*When:* Complete 14 days before departure

*How:* You'll receive a link by email. If you didn't get it, contact reservations.



Include your flight arrival time or hotel name in the GIS.

### 2. DIVE CERTIFICATION CARD (C-CARD)

*What:* Your diving certification card

*Bring:* The physical card or digital proof

*Note:* If diving with Nitrox, bring your Nitrox certification card as well.

### 3. MEDICAL FORM (RSTC) *(Only if doing scuba training)*

*What:* Diving Medical History Form

*When:* Required only if you plan to take a scuba training or certification course during your trip.

*How:*

- Download the form now at <http://www.aggressor.com/RSTCMedical.pdf>
- Answer all questions honestly
- The form will tell you if your answers require a doctor's approval.
- If no doctor approval is needed, you can sign it yourself
- Print it and bring it to the yacht



ALREADY HAVE ONE? If you have a medical form signed by a doctor in the last 12 months, you can use that instead.



There are no doctors once the yacht leaves the dock. If you need a doctor's signature and don't have it, you cannot participate in any SCUBA training classes.

*What if I forget to complete these forms?*

- An incomplete or Missing GIS will result in denied boarding and possible trip cancellation without refund.
- You cannot dive without a certification card.
- You cannot participate in SCUBA training courses without a medical form.

## Travel & Health Insurance

Aggressor Adventures strongly recommends that all guests purchase insurance to protect their investment and health.

### SUGGESTED COVERAGE:

- Travel Insurance (Trip Cancellation and Interruption)
- Dive Insurance (Dive Accident and Medical)
- Equipment Insurance

### CONSIDER ADDING:

- "Cancel For Any Reason" (CFAR) upgrade – extends coverage beyond traditional policies without the constraints of “covered situations”.
- "Liveaboard Rider" upgrade - addresses liveaboard-specific issues such as missed dives due to illness, weather, or accidents to others, which impact your experience and more.

These policies provide financial security if unexpected events occur.

Get quotes: [www.aggressor.com](http://www.aggressor.com) → [Insurance](#) for options.

## 2. PREPARING FOR YOUR ADVENTURE (2-4 WEEKS BEFORE)

### Recommended Packing:

Travel light. Space on the liveaboard yacht is limited.

**LUGGAGE:** Use soft luggage, such as duffel bags (not hard suitcases), for easy storage in your room.

### CLOTHING TO BRING:

- Lightweight, comfortable sportswear
- Swimsuits
- Light sweater or jacket for evenings
- Sunglasses and hat

Dress code: Always casual and informal

### ESSENTIALS:

- Sunscreen (reef-safe recommended)
- Walking shoes

**PACKING CHECKLIST:** Use this QR code to grab a free Packing Guide. It's a simple checklist that makes sure you bring everything you need for your adventure. No more forgotten essentials!



### Electronic Devices

Personal Electronics are welcome:

- Cameras, phones, computers, tablets, and e-readers
- Satellite phones

The following devices are prohibited:

Prohibited Equipment	Notes
⊘ Drones	You cannot bring in and fly a drone recreationally [1]
⊘ Underwater Scooters	Prohibited.
⊘ Electric Surfboards	Includes e-foils, jet boards, powered surfboards, and similar devices.



**CHECK WITH AIRLINE:** Some airlines have restrictions on lithium batteries in checked bags. Check your airline's rules before packing.

## Required Dive Equipment

All divers are required to have the following equipment. You may either bring your own or rent on board.

- Mask
- Fins
- Snorkel
- Buoyancy Compensator (BCD)
- Regulator with an Alternate Air source and a visible pressure gauge.
- Dive Computer
- Tank *(provided)*
- Weights *(provided)*
- Weight belt *(provided)*

## Personal Dive Equipment

Guests should also consider bringing the following personal dive equipment:

- Wetsuit or Rash Guard *(Not Available for Rent)*
- Gloves *(For use outside of park boundaries)*
- Dive Booties
- Action Camera
- Dive Light *(For night dives)*

Mark each piece of your personal gear with waterproof paint or tape. Many pieces of diving equipment look similar, so make sure yours is clearly labeled.

Guests should also consider additional personal safety equipment such as:

- Dive Alert
- Nautilus Rescue Radio
- Whistle
- Mirror
- Surface Marker Buoy (SMB) with reel

### *WHY SMB & REEL ARE RECOMMENDED:*

All diving is from the main yacht, so you can typically surface at the dive platform. However, if you surface away from the main yacht, a surface marker buoy (SMB) helps staff locate you and is useful for safety stops.

Please visit Aggressor's website at [www.aggressor.com](http://www.aggressor.com) for detailed information on the cost of dive equipment rentals, certification courses, and large tanks.

## Airline Travel & Checked Bags:

**WHAT TO CARRY ON THE PLANE:** Pack these in your carry-on bag (NOT checked luggage):

- Passport and travel documents
- Dive certification card
- Medical form
- Money and credit cards
- Prescription medications
- One change of clothes (including swimsuit)

- Basic toiletries

Why? If your checked bag is delayed, having essentials in your carry-on means you can still dive on Day 1. Once the yacht leaves port, it cannot receive deliveries until it returns.

**CHECK YOUR AIRLINE'S RULES:** Different airlines have different limits for:

- Number of bags
- Weight limits
- Size restrictions
- Extra fees

**BUSY SEASON RESTRICTIONS:**

- Some airlines reduce luggage allowance during high season (December - April).
- You might only get one checked bag instead of two.

**DIVE GEAR FEES:**

- Many airlines charge extra fees for dive equipment.
- Check if your airline offers a "sports equipment" allowance.

### **Belize Currency Note:**

Many places in Belize accept USD cash. If paying in USD, bills must be in very good condition — heavily worn, torn, or old-style bills are often refused.

### **Communication with Home – Staying in Touch**

Before departure: Share your itinerary and emergency contact details with family.

<b>Emergency contact:</b>	+1-706-664-0111 available 24/7
<b>In port (Sat/Sun):</b>	Cell phones may work with international roaming.
<b>At sea:</b>	OnAdventure LAN is free for local resources. SeaFi internet codes available for purchase.
<b>Return day:</b>	Cell phones may work with international roaming near Belize City.

Tip: Send a “heading out for 6 days” message Saturday evening so family knows you may be offline.

### **Green the Fleet Tips**

Contribute to the Green the Fleet sustainability initiatives. Here are a few reminders to keep in mind as you get ready for your adventure:

- Avoid traveling with single-use plastics.
- Remove packaging from any new purchases before traveling.
- Travel with a refillable water bottle for hydration.
- Use rechargeable batteries whenever possible. Plan to bring home used batteries so they can be properly disposed of.
- Use environmentally friendly or ocean-safe sunscreen.
- Be environmentally conscious of everything you do.

## 3. GETTING THERE

### Arrival Airports:

Getting to Placencia requires a two-airport journey. Plan for this when booking flights.

#### Step 1 — International Arrival: Belize City (BZE)

- Philip S.W. Goldson International Airport (BZE) is the main international gateway to Belize.

#### Step 2 — Domestic Connection: Placencia (PLJ)

- After clearing customs and immigration at BZE, take a domestic flight to Placencia Airport (PLJ). The flight takes approximately 45 minutes.
- Airlines serving Placencia are:
  - Maya Island Air [www.mayaislandair.com](http://www.mayaislandair.com)
  - Tropic Air: [www.tropicair.com](http://www.tropicair.com)
- Flights run multiple times daily from BZE International.



Book your domestic flight from Philip S.W. Goldson INTERNATIONAL Airport (BZE), not from Belize City Municipal Airport. They are separate airports about 25–30 minutes apart. Transferring between them requires a taxi and additional time.

### Recommended Arrival Times:

#### Arrive One Day Early – STRONGLY RECOMENDED

- Flights can be delayed
- Luggage can be lost
- Customs can take longer than expected
- Better to arrive relaxed than stressed

You will be responsible for transfers between the airport and your hotel.

If arriving on charter day (Saturday): Book a PLJ flight that arrives before 3:30 pm to allow time to get to the dock by check-in (4 pm).

### Transfer Options:

Airport transfers are not included in your charter package. From Placencia Airport (PLJ), taxis are available for the short ride to the Placencia Municipal Dock — approximately 5–10 minutes, a short, straightforward trip.

If you need help arranging transfers or pre/post-adventure hotel stays, Aggressor DeTours can assist: [detours@aggressor.com](mailto:detours@aggressor.com) or +1-706-434-8158.

## Port and Dockage Details

The Belize Aggressor V departs from:

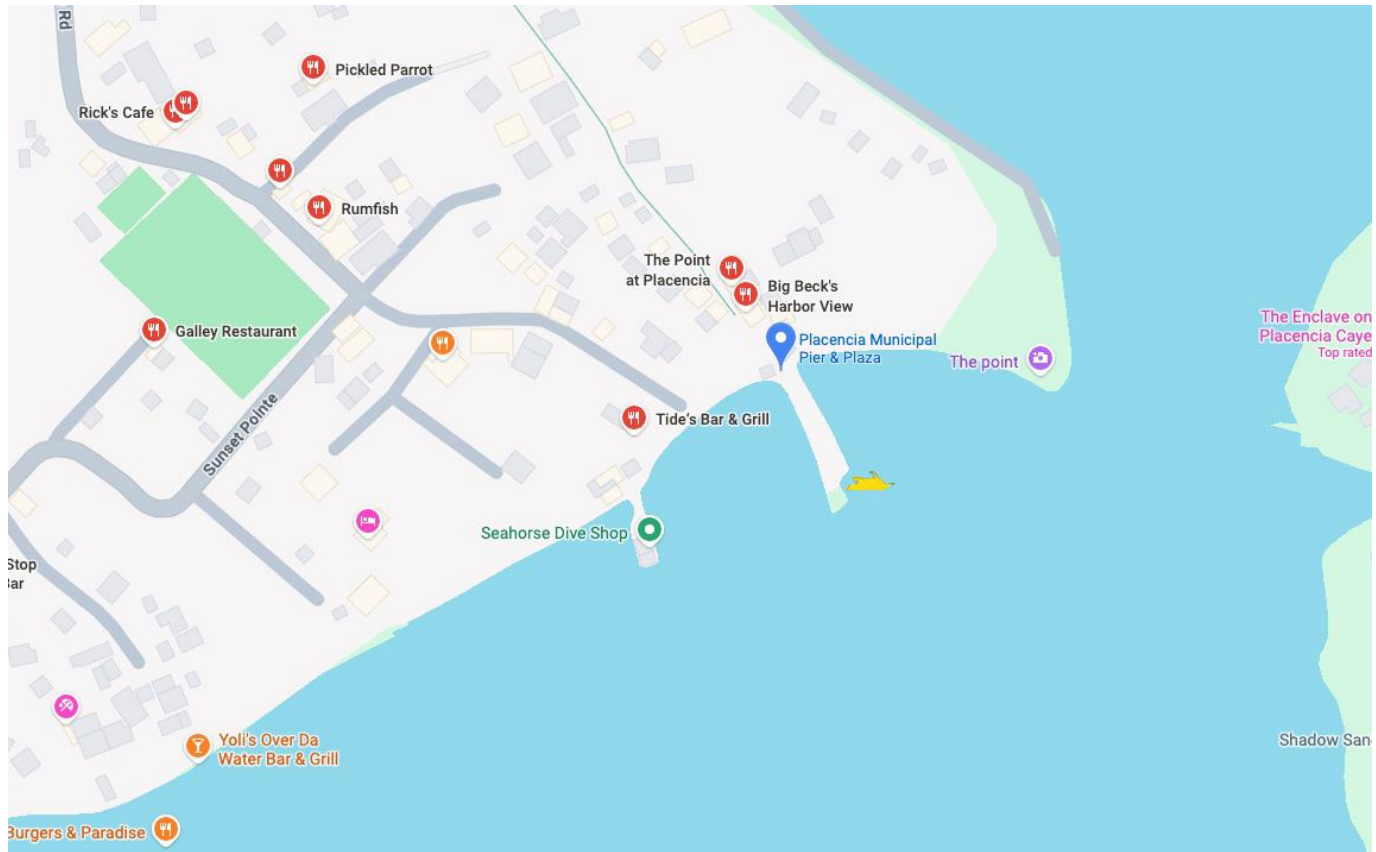
### Placencia Municipal Dock in Placencia, Belize

Google Maps +Code: GJ7P+93G, Placencia Sidewalk, Placencia, Belize

GPS: 16.513563, -88.364774



[Click or Scan](#)



**Check-In:** Saturday 4:00 – 6:00 pm

**Check-Out:** Saturday by 8:00 am



All guests must be on board by 6:00 pm. The yacht may depart for the first anchorage any time after 6:00 pm.

## 4. ON BOARD LIFE

### Accommodations & Services

All rooms are air-conditioned and equipped with:


- Private toilet, shower, and sink
- Hair dryer
- Towels changed as needed - hang to dry and reuse to support Green Fleet
- Linens (changed upon request)

## ROOM SIZE:

- The Belize Aggressor V accommodates up to 14 guests in 6 rooms. Rooms are compact but comfortable — designed for the avid diver who spends most of their time in the water, not the room.
- Guests store soft luggage under their beds
- There is limited storage – so travel light

## Electricity

- The Belize Aggressor V uses 110V 60Hz outlets, plug types A and B (same as the U.S.).
- Bring adapters if your devices use different plug types
- Most phone chargers and laptop adapters work with 110V or 240V - check yours to be sure
- The yacht also provides USB charging ports in common areas



Reference: [www.worldstandards.eu/electricity/](http://www.worldstandards.eu/electricity/)

Yachts Plug

Type A

Type B

## Meals

The culinary team prepares a variety of Caribbean and American-style dishes using fresh local ingredients, including Belizean seafood, locally grown produce, and regional specialties.

- Breakfast: Cooked-to-order hot entrees, fresh fruit, cereals, and juices
- Lunch: Served family-style with homemade soups, breads, salads, and sandwiches
- Dinner: Elegant plated service featuring seafood, beef, or chicken, paired with fresh vegetables and homemade desserts
- Snacks: Served mid-morning and mid-afternoon

Friday late afternoon, there's a farewell cocktail party on board. Dinner that night is ashore at a local restaurant. This is the one meal NOT included in the charter price.

## Dietary Medical Restrictions

If you have special medical dietary restrictions, please note them in your GIS reservation and discuss them with the yacht chef upon boarding so they can prepare accordingly.

The destination's remote location means limited access to specialty items. For strict dietary needs:

- Bring critical items with you (gluten-free pasta, specific protein powders, etc.)
- Discuss options with chef on Day 1
- Be flexible - ingredients may not match exactly what you eat at home.

The same meal is prepared for all guests. Cross-contamination is a possibility for guests with food allergies. Plan accordingly.


## Beverages

Complimentary beverages include:

- Fruit juices

- Soft drinks
- Iced water and iced tea
- Coffee
- Limited selection of local beer and wine

For other alcohol and spirits, you're encouraged to bring your preferred brand or buy locally before boarding.



Drinking and diving do not mix. Once you consume alcohol, you become a sunbather until the next day.

### Communications / Internet

This destination is equipped with the OnAdventure local area network (LAN). Connection to the network is free and provides guests access to destination resources, such as placing morning beverage service orders and accessing the Guest Room Handbook.



Sea Fi Internet Service is also available. The service is designed to provide basic connectivity needs.

- Internet connectivity is available via a SeaFi code sold on board.
- Each code purchased provides 8 gigabytes of data usage.
- Voice over IP services (WhatsApp, Google Voice, etc.), online messaging, and email are all accessible through this connection.

### Ships Boutique

- There is a small on-board boutique offering assorted t-shirts and other items.
- Your bill for on-board services and boutique items will be settled on the last day of diving.
- After returning home, if you still want boutique items, please visit the Aggressor online boutique at [www.aggressor.com](http://www.aggressor.com).

### Fees & Taxes (Pay on Board)

Each guest will pay local fees at the end of the charter. These fees support local port services, environmental permits, and government assessments.

Placencia and Glover's Reef Itinerary	7-Night Trip	Notes
Port and Park Fees	\$130 pp	Includes cruising tax & park fees
Fuel Surcharge		

Note: Prices subject to change without notice.

The yachts accept cash (USD or Belizean Dollars) or Visa/MasterCard. Fees are paid on board at the end of your trip during checkout. Travelers' checks and personal checks cannot be accepted.

## Smoking / Vaping Policy

- **Smoking and vaping are strictly prohibited anywhere inside the yacht or on the dive deck.**
- Smoking and vaping are only permitted at the rear of the sun deck.
- Please respect non-smoking guests.

## Entertainment

There are a variety of nightly entertainment options:

- Diving videos
- Movies
- Games
- Marine life identification and destination presentations

The yacht offers a collection of movies and TV shows that can be watched in the lounge or in your room. If you have a favorite movie, digital slide show, or video to share, bring it along!

A small library of marine life identification books is also available for reference.

## Special Occasions

If you will be celebrating a special occasion such as a birthday, anniversary, honeymoon, wedding, or your 100th dive, please notify the reservation office before traveling so the staff can help celebrate your occasion.

## Gratuities

- Staff gratuities are not included in the charter.
- Gratuities are voluntary and should be based on the quality of service provided by the staff.
- When settling your bill, the captain will have an envelope for gratuities that will be divided equally among the staff.
- Payment can be made by cash (USD or Belize Dollars), Visa, or MasterCard.

## Health & Medications

The Belize Aggressor V has a basic first aid kit on board, including oxygen and an AED.

**Motion Sickness:** You might want to bring motion sickness medication if you think you'll need it. There are several over-the-counter brands for motion sickness medication. You can also consult your doctor about prescription options, such as the transdermal patch or Scopace tablets. Currents and winds may cause moderate movement of the yacht at times.

### **Medication Storage:**

The Belize Aggressor V and its staff cannot accept any medication brought on board for safekeeping, including those that require refrigeration.

Guests needing temperature-sensitive medication should travel with a cooling case or a small storage cooler filled with blue ice packets. The staff will gladly store and recharge the blue ice, but cannot accept responsibility for the proper care or storage of medication. This should be kept in the room.

## 5. DIVING INFORMATION

### Diving Operations

All diving on Aggressor Liveboard yachts is recreational and non-decompression. Aggressor Liveboards do not support technical diving, rebreathers, or diving with double tanks.

All diving on the Belize Aggressor V is conducted from the yacht's back dive deck. The yacht anchors or moors directly at dive sites, giving divers direct access to the reef from the dive platform. This means direct, unhurried access to sites — simply a giant stride from the wide stern dive platform, and the staff recovers you at the same spot upon surfacing.

When diving directly off the yacht, at least one staff member will be in the water, providing support, underwater photography, videography, and critter-spotting services. A staff member may also be in the water to assist guests in locating specific points of interest.

You and your buddy control your dive plan while following the briefing and your certification agency's limits. Guests are not required to follow the staff in the water. Once the dive time expires (per the briefing) you should be back on the yacht having completed your safety stop.

Night dives are offered most evenings, weather permitting. Night diving in Belize rewards guests with squid, lobster, octopus, sleeping reef fish, and a host of nocturnal creatures.



All dives must remain within recreational limits. No decompression diving is permitted.

### Typical Schedule (Saturday – Saturday)

- Up to 5 dives per day
- No decompression dives (recreational limits only)
- Night dives available on several evenings

Day		Activity
Saturday	4-6pm	Check-in, welcome briefing, safety orientation.  Room Orientation Setup Dive Gear Dinner Welcome and Safety Briefing
	6pm or later	Depart for first anchorage
Sunday Morning		Initial Dive Briefing
	est. 9am	Check-out dives in the morning. Additional dives throughout the day including a night dive.

<b>Sunday – Thursday</b>		Eat, Sleep & Dive  Full diving days. Up to 5 dives per day including night dives.  Fresh snacks between dives and 3 hot meals daily
<b>Friday</b>	AM noon - 1pm 5pm Evening	1-2 dives in the morning Return to Port Cocktail party Dinner ashore at a local restaurant (not included)
<b>Saturday</b>	6am 8am	Continental Breakfast Check-Out Taxis arranged for airport transfers or to your hotel (not included)

## Dive Supervision

- Diving is not just an activity; it's a passion for exploring the underwater world. That's why the dive program is built around empowering you and your buddy to take control of your diving experience.
- While in the water, you and your buddy are in charge.
- Every dive starts with a thorough briefing from the dive staff, covering site conditions, points of interest, and safety procedures.
- As certified divers, you and your buddy are responsible for planning and carrying out your dives while respecting your experience limits and those set by the briefing and your certification agency.
- Divers are not directly supervised - each buddy team manages their own dive.
- If you surface early, only your buddy team surfaces – other divers may continue their dive per the plan and briefing.

## Equipment Storage:

- Each guest will be assigned a designated seat on the dive deck and a personal locker or cubby to store items.
- There are also rails and hangers for your wetsuits.
- Freshwater showers are located on the back deck for post-dive comfort.
- Warm towels are provided after each dive.

## Tanks, Fills & Nitrox

- Standard tanks: 80 cu ft (12L) aluminum tanks.
- Valves: Standard k-valves (American yoke type). A limited number of convertible valves (that accept DIN international standard) are available. Bring your own adapter if you require DIN.
- Fills: Air Included
- Nitrox: A 32% blend is available for divers who are Nitrox certified for an additional fee. Please see [www.aggessor.com](http://www.aggessor.com) for pricing.

- A limited number of large-capacity tanks (15L / 100 cu ft) are available for rent for guests who want extra capacity. These tanks have convertible valves (Yoke or DIN).

## Equipment Rentals:

The following dive equipment is available for rental:

Item		Item		Item	
Mask	✓	Fins	✓	Snorkel	✓
BCD	✓	Regulators System	✓	Dive Computer	✓
Dive Light	✓	Safety Sausage (SMB)	⊘	Large Capacity Tank (15L, 100 cu ft, or similar)	✓
Nautilus Rescue Radio	⊘	Wetsuits	⊘	U/W Cameras	⊘

Visit [www.aggessor.com](http://www.aggessor.com) for detailed information on the cost of dive equipment rentals, certification courses, and large tanks



If any of your dive equipment fails while on board, the staff will lend you equipment free of charge.

## Wetsuit Rentals:

Wetsuits are NOT available for rental on the Belize Aggressor V. You must bring your own wetsuit. Since wetsuit fit is highly individual and essential for both comfort and warmth, bringing your personal wetsuit will ensure the best diving experience. Consult the Adventure Logs on [www.aggessor.com](http://www.aggessor.com) for current water temperatures.

## Itinerary Details:

The Placencia & Glover's Reef itinerary explores southern Belize — a region that sees far fewer liveaboard divers than the more-traveled north, making it one of the most pristine and unspoiled diving experiences in the Caribbean.

A 7-night trip on this itinerary typically includes 24–27 dives, with up to 5 dives per day, including night dives.

Sunday begins at South Water Caye, part of the South Water Caye Marine Reserve — a protected area of the Belize Barrier Reef UNESCO World Heritage Site. Coral gardens, swim-throughs, and healthy reef structures make this an ideal check-out location.

Monday through Wednesday is spent at Glover's Reef Atoll, one of only four true coral atolls in the Caribbean. Located 43 km from the mainland and encompassing over 800 coral structures, Glover's Reef is exceptionally well-preserved due to its remote location. Expect dramatic walls, pristine coral pinnacles, and encounters with Caribbean reef sharks, nurse sharks, eagle rays, sea turtles, green moray eels, and the endemic, white-spotted toadfish — found only in Belize. Visibility frequently exceeds 100 feet (30 meters).

Thursday visits the Gladden Spit & Silk Cayes Marine Reserve. This site is world-famous for whale shark aggregations, which occur seasonally from March through June when snapper spawn draws these gentle

giants to the surface. Even outside whale shark season, the site delivers exceptional pelagic encounters — large schools of horse-eye jacks, bull sharks, and spawning groupers.

Friday concludes at Laughing Bird Caye National Park, a UNESCO World Heritage Site and one of Belize's most photogenic dive locations. Faro-shaped reef structures, crystal-clear shallows, and colorful coral gardens provide a perfect finale to the week.



The exact route traveled and sites visited on a given week is subject to change based on local regulations, guest experience, weather, and logistics. Your Captain is charged with providing the best diving experience possible given the conditions at that moment.

## Diving Conditions

Belize offers excellent diving conditions year-round. The water is warm, clear, and accessible to divers of all experience levels.

- Water temperature: 78–84°F (25–29°C) year-round.
- Most guests complete 4–5 dives each day, so some thermal protection is recommended. A 1–3mm wetsuit or shorty is comfortable year-round for most divers.
- Visibility: Typically, 60–100+ feet (18–30+ meters). Glover's Reef frequently exceeds 100 feet (30 meters).
- Currents: No predominant current exists. Any currents experienced are a result of wind or tidal flows. Briefings will cover site-specific conditions.
- Season-by-Season:
  - Winter (Dec–Feb): 78–80°F (26–27°C) Slightly cooler; occasional northerly winds; 3mm wetsuit recommended. Exceptional visibility for spotting larger species
  - Spring (Mar–May): 80–82°F (27–28°C). 1–3mm wetsuit is comfortable. Calm conditions, outstanding visibility.
  - Summer (Jun–Aug): 82–84°F (28–29°C). Warmest water; a shorty or 1-2mm wetsuit is adequate. Calm and clear.
  - Fall (Sep–Nov): 80–82°F (27–28°C). Warm and calm; great diving. 1-3mm wetsuit recommended. Occasional tropical weather. Still excellent diving when conditions permit.
- Please see the “Adventure Logs” on [www.aggessor.com](http://www.aggessor.com) for current diving conditions.

## Scuba Training:

Enhance your education while on board an Aggressor yacht!

The courses available include:

- Advanced Open Water Diver (SSI or PADI)
- Enriched Air / Nitrox Courses (SSI or PADI)
- Other specialty courses may be available — these will be presented to guests during initial briefings

Course fees are due once on board and after the instructor confirms your course. The training agency providing your course will depend on your instructor's affiliations.

A diver participating in scuba training will need to complete a medical history form. Please be sure to review the form prior to traveling and ensure you do not need a physician's signature.



## Photo & Video

**Photography:** The yacht offers photography coaching while on board. The Belize Aggressor V has a camera table with low-pressure air hoses and a dedicated charging station for camera and video equipment.

As a safety precaution, all lithium-ion batteries must be charged outside at the camera station and cannot be charged inside the yacht.

**Video Service:** The Video Professional can capture your diving adventure on board the Belize Aggressor V to share with family and friends. The video of the week (including all guests and staff) is available for an additional fee. See [www.aggressor.com](http://www.aggressor.com) for current pricing.

## Nearest Chamber

The nearest hyperbaric chambers are located in San Pedro on Ambergris Caye, an island off the northern coast of Belize. Reaching the chamber from Placencia or Glover's Reef requires a flight. This is why medical evacuation insurance and dive accident insurance (DAN or equivalent) are strongly recommended for all guests.

## Prohibited Diving Activities:

The following diving activities are prohibited on Aggressor Liveboards:

- Use of spearguns, Hawaiian slings, or the collecting of any kind
- Solo diving
- Use of double tanks
- Use of underwater scooters
- Decompression or technical diving
- Touching, chasing, or disturbing marine life of any kind.

**Conservation Note:** Belize has strict conservation laws. Spearfishing and collecting are not permitted anywhere in Belizean waters.

## 6. AFTER YOUR ADVENTURE

### Check-Out Time:

Check-out time is 8:00 am for all guests. At this time, all guests and luggage must be off the yacht, so the staff has adequate time to prepare for the next group of guests arriving in just a few hours. If making your own onward travel arrangements, ensure your taxi or transfer is arranged to pick you up at or before 8:00 am.

### Departure Schedule:

Taxis are available from the Placencia Municipal Dock to Placencia Airport (PLJ) — a 5–10-minute ride. The staff will assist guests in coordinating departure taxis.

First flights from PLJ to BZE depart starting around 7:00 am with departures roughly every 90 minutes. Allow at least 3 hours between your PLJ departure and your international flight from BZE.

Departure flights back to the USA and Canada from BZE typically depart between 1:00 pm and 3:00 pm. A morning domestic flight from PLJ allows a comfortable international connection.

### Back-to-Back Adventures

The Belize Aggressor V itinerary pairs naturally with the Belize Aggressor III and Belize Aggressor IV, which operate on the Lighthouse Reef / Turneffe Atoll itinerary out of Belize City.

Combining both itineraries provides divers access to the entire range of Belizean dive sites — from the famous Blue Hole in the north to the isolated Glover’s Reef in the south. Contact the Reservations Office for options on back-to-back scheduling and transfers between vessels.

### Guest Surveys

You will receive a detailed survey via email three days after your adventure ends. (If you’ve completed back-to-back adventures, you’ll receive one survey for each.) Aggressor Adventures truly values guest feedback and integrates it into the continuous improvement of Aggressor programs.

Many amenities and experiences you enjoyed during your adventure were inspired by guest suggestions. Your feedback is sincerely appreciated as it helps Aggressor Adventures enhance operations and exceed future guest expectations.

Your survey also offers a valuable opportunity to recognize exceptional staff performance. These evaluations directly influence staff recognition programs, awards, and promotions. The staff is dedicated to making your adventure memorable, and your feedback helps celebrate their outstanding service. The time you take to provide thoughtful responses is greatly appreciated and helps maintain the highest standards of the Aggressor experience.

### Stay Connected

Each week, the previous charter Adventure log is uploaded to the website. Feel free to visit [www.aggressor.com](http://www.aggressor.com) and check the Adventure log for water temperature, visibility, and sightings.