

KNOW BEFORE YOU GO

AGGRESSOR
ADVENTURES



Thailand Aggressor

Updated: May 11, 2026

Itinerary: Andaman Sea (North)
Adventure Schedule: Saturday to Saturday (7 nights)
Yacht Local Name: M/Y Thailand Aggressor
Home Port: Andaman Sea Sun Travel Pier, Phang-nga, Thailand

Aggressor Adventures Reservation Office

| Office | Contact Details |
|--|--|
| Reservation Office | Mon–Fri 8 am – 5 pm EDT Sat/Sun 9 am – 5 pm EDT ☎ 1-800-348-2628 (USA) -or- +1-706-993-2531 ✉ thailand@aggressor.com 🌐 www.Aggressor.com |
| Emergency / Travel Delays <i>(After Hours Only)</i> | ☎ +1-706-664-0111 ✉ info@aggressor.com |
| Aggressor DeTours (Private Transfers) | ☎ +1-706-434-8158 ✉ detours@aggressor.com |
| Yacht Contacts: | ☎ +66-98-010-0090 |

In an emergency, family and friends can contact the Aggressor Reservations Office. After hours, they may call the Aggressor emergency cell number.

Thailand Aggressor Quick Reference Summary

Charter Schedule: Saturday → Saturday

Home Port: Andaman Sea Sun Travel Pier, Phang-nga, Thailand

Arrival & Transfers

| Item | Details |
|--|--|
| Recommended Airports | Phuket International Airport (HKT) |
| Arrive By | All guests are strongly encouraged to arrive 1 day early. If arriving on charter day: HKT before 4:00 pm (Saturday) |
| Check-In / Out Window (from the yacht) | Check-In: Saturday 4–6 pm Check-Out: Saturday by 8 am |
| Transfers: | Complimentary on charter start/end days from HKT airport, Chair Café, and host hotels. 7-day advance notice required. |

Deadlines & Documents

| 60 Days Before Departure | <ul style="list-style-type: none"> Review Diving Medical Form (if doing scuba training). Make a doctor's appointment if needed. |
|--------------------------------------|--|
| 14 Days Before Departure | <ul style="list-style-type: none"> Aggressor's Guest Information System (GIS) registration due — required for the National Park diving permit. Confirm transfer arrangements (7-day minimum notice). |
| 7 Days Before Departure | No name changes can be made after this point. |
| Within 72 Hours of Arrival | Complete the Thailand Digital Arrival Card (TDAC) at https://tdac.immigration.go.th — required for all foreign travelers entering Thailand. |
| Item | Details |
| Passport | Valid ≥ 6 months beyond trip. |
| Visa | Most travelers (US, EU, UK, Canada, Australia, and many others) receive 60-day visa-free entry. Check below. |
| Thailand Digital Arrival Card (TDAC) | Free online form. Submit within 72 hours before arrival. |
| Diving Medical Form | Required if doing any SCUBA training courses. Print & bring. Doctor signature required for any “Yes” answers. |
| Dive Certification Card | Required for all divers (+ Nitrox if applicable). |

Fees & Payments

| Item | Details |
|-----------------------|--------------------------------------|
| National Park Fee | \$95 per person (7-night charter) |
| VAT | 7% on onboard services and purchases |
| Credit Card Surcharge | 2.5% added to credit card payments |
| Payment Methods | USD cash / Visa / MasterCard |

On Board Highlights

- All rooms A/C with private bath.
- Power: 220V (Type A, B, C, and F plug compatibility) — bring a universal adapter.
- Wi-Fi: SeaFi Internet available (purchase codes on board)
- Meals: Full breakfast, lunch buffet, dinner served. Snacks provided between dives.
- Beer & wine included. Bring preferred spirits from duty-free.
- Smoking → rear sun deck only.

Diving Essentials

- 21-24 dives per 7-night adventure.
- Up to 5 dives per day. Recreational diving only.
- Required: Mask, fins, BCD, regulator, dive computer, wetsuit, & SMB with reel.
- Tanks (12L / 80 cf) provided; 15L available for rent.
- Nitrox available (extra fee).
- Water temperature: 83–84°F (28–29°C). 3 mm wetsuit and hood recommended.

- Nearest hyperbaric chamber: SSS Hyperbaric Chamber Phuket (Bangkok Hospital Siriroj).

1. BEFORE YOU GO

Passports

Your passport must be valid for at least 6 months after your trip ends.

Thailand collects passport details (full name, date of birth, nationality, and passport number) through the Aggressor Guest Information System (GIS). The yacht uses these details to apply for the required Thailand National Park diving permit.



Your full name in the GIS must match your passport exactly. Mismatches can prevent the National Park from issuing your diving permit, and you may be denied boarding.

Children traveling: Some countries have special rules for children leaving the country. Check your government's travel website for requirements.

Visa

Most travelers (US, EU, UK, Canada, Australia, Japan, and citizens of 90+ other countries) receive 60-day visa-free entry to Thailand for tourism. No advance application is needed for these passport holders.

You are responsible for:

- Confirming the correct visa or visa-free entry rules for your nationality
- Completing the TDAC before arrival
- Having documents to re-enter your home country
- Checking visa rules for any connecting flights

Where To Check:

- USA citizens: www.travel.state.gov
- Other countries: Contact your foreign affairs office or embassy
- All travelers:



The [IATA Travel Centre](#) is a helpful resource for travelers checking current travel, visa, and health requirements.

Questions? Contact the Aggressor reservations office.



Visa and entry requirements can change without notice. Always verify before traveling.

Thailand Digital Arrival Card (TDAC)

All non-Thai nationals entering Thailand by air, land, or sea must complete the Thailand Digital Arrival Card (TDAC) online before arrival.

- Submit within 3 days before arrival to avoid travel delays
- Register at: <https://tdac.immigration.go.th>

Required address for the South Andaman itinerary:

Andaman Sea Sun Travel Pier

78/257 M.5 Lam Kaen, Thai Mueang District, Phang-nga. 82210

Required Forms

You need two things before you can dive and a third if you plan to do scuba training:

1. GUEST INFORMATION SYSTEM (GIS)

What: Aggressor's online cruise application forms, including waiver and travel details

When: Complete 14 days before departure

How: You'll receive a link by email. If you didn't get it, contact reservations.



No name changes can be made within 7 days of departure. Your full name in the GIS must match your passport exactly. Include your flight arrival time or hotel name in the GIS.

2. DIVE CERTIFICATION CARD (C-CARD)

What: Your diving certification card

Bring: The physical card or digital proof

Note: If diving with Nitrox, bring your Nitrox certification card as well.

3. MEDICAL FORM (RSTC) *(Only if doing scuba training)*

What: Diving Medical History Form

When: Required only if you plan to take a scuba training or certification course during your trip.

How:

- Download the form now at <http://www.aggressor.com/RSTCMedical.pdf>
- Answer all questions honestly
- The form will tell you if your answers require a doctor's approval.
- If no doctor approval is needed, you can sign it yourself
- Print it and bring it to the yacht



ALREADY HAVE ONE? If you have a medical form signed by a doctor in the last 12 months, you can use that instead.



There are no doctors once the yacht leaves the dock. If you need a doctor's signature and don't have it, you cannot participate in any SCUBA training classes.

What if I forget to complete these forms?

- An incomplete or missing GIS will result in denied boarding and possible trip cancellation without refund.
- You cannot dive without a certification card.
- You cannot participate in SCUBA training courses without a medical form.

Travel & Health Insurance

Aggressor Adventures strongly recommends all guests purchase insurance to protect your investment and health.

SUGGESTED COVERAGE:

- Travel Insurance (Trip Cancellation and Interruption)
- Dive Insurance (Dive Accident and Medical)
- Equipment Insurance

CONSIDER ADDING:

- "Cancel For Any Reason" (CFAR) upgrade – extends coverage beyond traditional policies without the constraints of “covered situations”.
- "Liveaboard Rider" upgrade - addresses liveaboard-specific issues such as missed dives due to illness, weather, or accidents to others, which impact your experience and more.

These policies provide financial security if unexpected events occur.

Get quotes: www.aggressor.com → [Insurance](#) for options.

2. PREPARING FOR YOUR ADVENTURE (2-4 WEEKS BEFORE)

Recommended Packing:

Travel light. Space on the liveaboard yacht is limited.

LUGGAGE: Use soft luggage, such as duffel bags (not hard suitcases), for easy storage in your cabin.

CLOTHING TO BRING:

- Lightweight, comfortable sportswear
- Swimsuits
- Light sweater or jacket for evenings
- Walking shoes for time ashore
- Sunglasses and hat

Dress code: Always casual and informal

ESSENTIALS:

- Sunscreen (reef-safe recommended)
- Sunglasses
- Hat
- Walking shoes

PACKING CHECKLIST: Use this QR code to grab a free Packing Guide. It's a simple checklist that makes sure you bring everything you need for your adventure. No more forgotten essentials!

Electronic Devices

Personal Electronics are welcome:

✓ Cameras, phones, satellite phones, computers, tablets, and e-readers

⚠ Drones are allowed onboard but cannot be flown in Thailand National Park areas — which includes most dive sites on this itinerary. No drone permit is required, but please verify current rules at the time of travel.

The following devices are prohibited:

| Prohibited Equipment | Notes |
|-----------------------|---|
| 🚫 Underwater Scooters | Prohibited. |
| 🚫 Electric Surfboards | Includes e-foils, jetboards, powered surfboards, and similar devices. |



CHECK WITH AIRLINE: Some airlines have restrictions on lithium batteries in checked bags. Check your airline's rules before packing.

Required Dive Equipment

All divers are required to have the following equipment. You may either bring your own or rent on board.

- Mask
- Fins
- Snorkel
- Buoyancy Compensator (BCD)
- Regulator with an Alternate Air source and a visible pressure gauge
- Dive Computer
- Tank (*provided*)
- Weights (*provided*)
- Weight belt (*provided*)
- Wetsuit
- Surface Marker Buoy (SMB) with reel

WHY SMB & REEL ARE REQUIRED:

All diving on the Thailand Aggressor is conducted from tenders, which means you may surface away from the yacht depending on currents. A surface marker buoy (SMB) allows the tender driver to locate

you quickly and safely for pickup. Practice deploying your SMB before the trip or during your initial check-out dive.

Personal Dive Equipment

Mark each piece of your personal gear with waterproof paint or tape. Many pieces of diving equipment look similar, so make sure yours is clearly labeled.

Guests should also consider additional personal safety equipment such as:

- Dive Alert
- Nautilus Rescue Radio
- Whistle
- Mirror

Airline Travel & Checked Bags:

WHAT TO CARRY ON THE PLANE: Pack these in your carry-on bag (NOT checked luggage):

- Passport and travel documents
- Dive certification card
- Medical form
- Money and credit cards
- Prescription medications
- One change of clothes (including swimsuit)
- Basic toiletries

Why? If your checked bag is delayed, having essentials in your carry-on means you can still dive on Day 1. Once the yacht leaves port, it cannot receive deliveries until it returns.

CHECK YOUR AIRLINE'S RULES: Different airlines have different limits for:

- Number of bags
- Weight limits
- Size restrictions
- Extra fees

BUSY SEASON RESTRICTIONS:

- Some airlines reduce luggage allowance during high season (December - April).
- You might only get one checked bag instead of two.

DIVE GEAR FEES:

- Many airlines charge extra fees for dive equipment.
- Check if your airline offers a "sports equipment" allowance.

Communication with Home – Staying In Touch

Before departure: Share your itinerary with family
Emergency contact: +1-706-664-0111 available 24/7

In port (Saturday/Sunday): Most cell phones will work if they have international roaming or data.
At sea: SeaFi Internet is available for purchase
Cell phones will work sporadically based on distance from towers.
Return day: Most cell phones will work if they have international roaming or data.

Tip: Send a “heading out for 6 days” message Saturday evening so family knows you may be offline by choice.

Green the Fleet Tips

Contribute to the Green the Fleet sustainability initiatives. Here are a few reminders to keep in mind as you get ready for your adventure:

- Avoid traveling with single-use plastics.
- Remove packaging from any new purchases before traveling.
- Travel with a refillable water bottle for hydration.
- Use rechargeable batteries whenever possible. Plan to bring home used batteries so they can be properly disposed of.
- Use an environmentally friendly or ocean-safe sunscreen.
- Be environmentally conscious in everything you do.

3. GETTING THERE

Arrival Airports:

- Phuket International Airport (HKT) — primary airport for the North Andaman Sea itinerary.
- Approximately 1 to 1½ hours by road from HKT to Andaman Sea Sun Travel Pier (Phang-nga).

Recommended Arrival Times:

RECOMMENDATION: Arrive one day early

- Flights can be delayed
- Luggage can be lost
- Customs can take longer than expected
- Better to arrive relaxed than stressed

You will be responsible for transfers between the airport and your hotel.

Aggressor partners with two host hotels in Khao Lak for early arrivals — the Kantary Beach Hotel and Villas and the Khao Lak Palm Beach Resort. Stay at either hotel and the staff will pick you up there for the transfer to the yacht. Aggressor DeTours (travel@aggressor.com) can arrange your hotel and tours.


Transfer Options:

Complimentary group transfers are provided on charter start and end days from the following pickup points:

- Phuket International Airport (HKT) — international arrival area, exit 5 (4:00 – 5:00 pm)
- Chair Café (for guests who arrived earlier), 127 1 Sakhu, Thalang District, Phuket 83110, (4:00 – 5:00 pm)
- Kantary Beach Hotel and Villas (Khao Lak) (4:00 – 5:00 pm)
- Khao Lak Palm Beach Resort (4:00 – 5:00 pm)

Important:

- 7 days advance notice is required for transfer arrangements
- Notify reservations through your GIS
- Private transfers can be arranged through Aggressor DeTours for guests who book a travel package
- Guests who book their own hotel or land packages must arrange their own private transfers — Aggressor cannot book private transfers for these guests

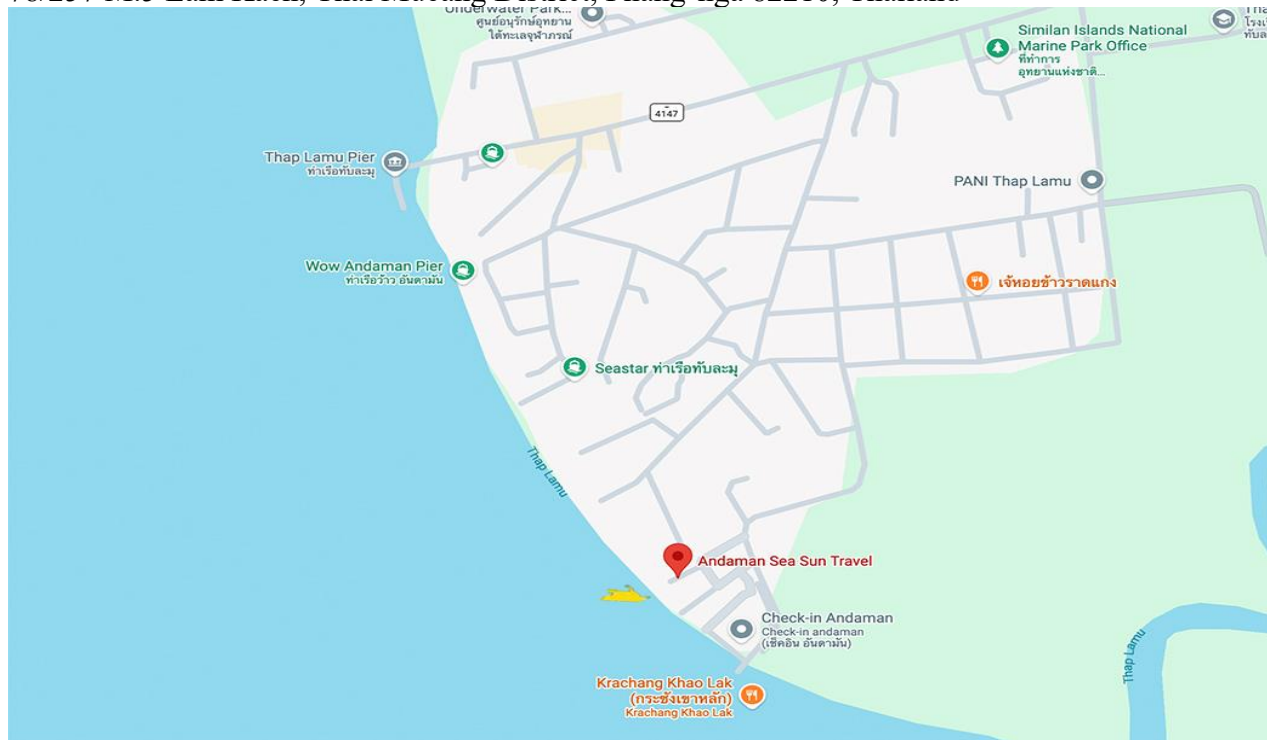


7-day advance notice is required for transfer arrangements. Confirm your pickup point and flight details in the GIS.

Port and Dockage Details

The Thailand Aggressor docks at Andaman Sea Sun Travel Pier in Phang-nga for the North Andaman itinerary.

Andaman Sea Sun Travel Pier
78/257 M.5 Lam Kaen, Thai Mueang District, Phang-nga 82210, Thailand



Check-In: Saturday 4 – 6 pm (all guests on board by 6 pm)
Check-Out: Saturday by 8 am



All guests must be onboard by 6:00 pm. The yachts may depart for the first anchorage any time after 6:00 pm.

4. ON BOARD LIFE

Accommodations & Services

All rooms are air-conditioned and equipped with:

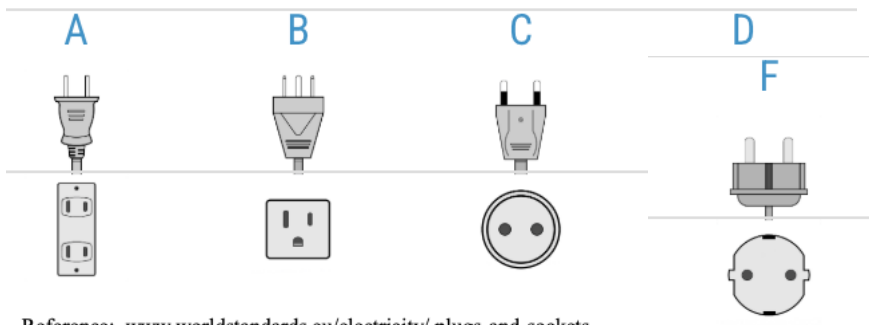
- Private toilet, shower, and sink
- Hair dryer
- Towels changed as needed - hang to dry and reuse to support Green Fleet
- Linens (changed upon request)

STATEROOM SIZE:

- Rooms are compact but comfortable. Each is well-appointed but smaller than typical hotel rooms.
- The rooms are designed for divers who spend most of their time on deck or underwater
- Guests store soft luggage under their beds
- There is limited storage – so travel light

Electricity

- Thailand uses 220V power. Outlets on the yacht typically accept Type A, B, C, and F plugs (a multi-plug socket common in Thailand).
- Bring adapters if your devices use different plug types
- Most phone chargers and laptop adapters work with 110V or 220V - check yours to be sure
- The yacht also provides USB charging ports in common areas



Reference: www.worldstandards.eu/electricity/plugs-and-sockets

Meals

The culinary team prepares a variety of Thai feasts and Western dishes with fresh, local ingredients.

- Breakfast: Cooked-to-order hot entrees, fresh fruit, cereals, and juices
- Lunch: Buffet-style with homemade soups, breads, salads, and sandwiches
- Dinner: Elegant plated service featuring seafood, beef, or chicken, paired with fresh vegetables and homemade desserts
- Snacks: Served mid-morning and mid-afternoon

Dietary Restrictions:

If you have special medical dietary restrictions, please note them in your GIS reservation and discuss them with the yacht chef upon boarding so they can properly prepare to meet your needs.

The destination's remote location means limited access to specialty items. For strict dietary needs:

- Bring critical items with you (gluten-free pasta, specific protein powders, etc.)
- Discuss options with chef on Day 1
- Be flexible - ingredients may not match exactly what you eat at home.

Beverages

Complimentary beverages include:

- Fruit juices
- Soft drinks
- Iced water and iced tea
- Coffee
- Limited selection of local beer and wine

For other alcohol and spirits, you are encouraged to bring your special brand with you or purchase locally before boarding.



Drinking and diving do not mix. Once you consume alcohol, you become a sunbather until the next day.

Communications / Internet

This destination is equipped with the OnAdventure local area network (LAN). Connection to the network is free and provides guests access to destination resources, such as placing morning beverage service orders and the Guest Room Handbook.



Sea Fi Internet Service is also available. The service is designed to provide basic connectivity needs.

- Internet connectivity is available via a SeaFi code sold on board.
- Each code purchased provides 8 gigabytes of data usage.
- Voice over IP services (WhatsApp, Google Voice, etc.), online messaging, and email are all accessible through this connection.

Cellular service:

- Is available intermittently, throughout the trip, when the yacht is close to islands with cell towers and your service provider
- Check with your carrier for roaming options

Ships Boutique

- There is a small on board boutique offering assorted t-shirts and other items.
- Your bill for on board services and boutique items will be settled on the last day of diving.
- After returning home, if you still want boutique items, please visit the Aggressor online boutique at www.aggressor.com.

Fees & Taxes (Pay on Board)

Each guest will pay a National Park fee at the end of the charter, plus VAT on onboard services and any applicable credit card surcharge. These fees support local port services, environmental permits, and government assessments.

| Itinerary | 7-Night Trip | Notes |
|------------------------------|-----------------|---|
| National Park Fee | \$95 per person | 7-night North Andaman Sea itinerary |
| VAT | 7% | Applied to onboard services and purchases |
| Credit Card Surcharge | 2.5% | Added to credit card payments only |

Note: Prices subject to change by government authorities without notice.

The yacht accepts cash (USD or THB), Visa, or MasterCard.

Personal checks, Travelers Checks, American Express, and Discover Cards cannot be accepted.

Note: Some credit card companies charge currency conversion fees. If this happens, please contact your card issuer.

Smoking / Vaping Policy

- **Smoking and vaping are strictly prohibited anywhere inside the yacht or on the dive deck.**
- Smoking and vaping are only permitted at the rear of the sun deck.
- Please respect non-smoking guests.

Entertainment

There are a variety of nightly entertainment options:

- Diving videos
- Movies
- Games
- Marine life identification and destination presentations

The yacht offers a collection of movies and TV shows that can be watched in the salon or in your room. If you have a favorite movie, digital slide show, or video to share, bring it along!

A small library of marine life identification books is also available for reference.

Special Occasions

If you will be celebrating a special occasion such as a birthday, anniversary, honeymoon, wedding, or your 100th dive, please let the reservations office know in advance so the staff can help celebrate your occasion.

Kindly inform the reservation office before traveling so they can notify the staff in advance.

Gratuities

- Staff gratuities are not included in the charter.
- Gratuities are voluntary and should be based on the quality of service provided by the staff.
- When settling your bill, the Captain will have an envelope for gratuities that will be divided equally among the staff.
- Payment can be made by cash (USD or THB), Visa, or MasterCard.

Health & Medications

The Thailand Aggressor has a basic first-aid kit on board, including oxygen and an AED.

Motion Sickness: You might want to bring motion sickness medication if you think you'll need it. There are several over-the-counter brands for motion sickness medication. You can also consult your doctor about prescription options, such as the transdermal patch or Scopace tablets.

Currents and winds may cause moderate movement of the yacht at times.

Medication Storage:

The Thailand Aggressor and its staff cannot accept any medication brought on board for safekeeping, including medications that require refrigeration.

Guests needing temperature-sensitive medication should travel with a cooling case or a small storage cooler filled with blue ice packets. The staff will gladly store and recharge the blue ice but cannot accept responsibility for the proper care or storage of medication. This should be kept in the stateroom.

5. DIVING INFORMATION

Diving Operations

All diving on Aggressor Liveboard yachts is recreational and non-decompression. Aggressor Liveboards do not support technical diving, rebreathers, or diving with double tanks.

On the Thailand Aggressor, all dives are conducted from two dive tenders. Each tender carries up to 9 guests and provides quick access to even the most remote dive sites.

A staff member accompanies each tender group and is in the water to offer assistance and ensure the group stays together. However, the staff does not directly supervise individual buddy teams. Each buddy team manages its own dive.

If a buddy team needs to surface early, the entire group is not required to abort the dive. The buddy team should follow the briefing and their training procedures, surface together, and signal the tender driver that everything is OK once on the surface. When the dive time expires (per the briefing), the staff member will organize the remaining buddy teams to surface together for pickup.

All diving must remain within recreational limits. The Thailand National Park requires all divers to be certified — the yacht is not permitted to teach Open Water courses. Non-divers may snorkel only.



All dives must remain within recreational limits. No decompression diving is permitted.

Typical Schedule (Saturday – Saturday)

- Up to 5 dives per day
- No decompression dives (recreational limits only)
- Night dives available on several evenings

| Day | Activity | |
|----------|--------------|---|
| Saturday | 4-6pm | Boarding at Andaman Sea Sun Travel Pier Stateroom orientation, set up dive gear Welcome and safety briefing, dinner |
| | 6pm or later | Yacht departs the dock for the first anchorage |

| | | |
|--------------------------|------------------------|--|
| Sunday Morning | est. 8 am | Initial dive briefing First dive (check-out dive) 3–4 more dives across the day |
| Sunday – Thursday | | Eat, Sleep & Dive Up to 5 dives per day (including night dives) Fresh snacks between dives and 3 hot meals daily |
| Friday | AM 4pm - 5pm 5pm | 1-2 dives in the morning Return to Port Cocktail party and Dinner aboard |
| Saturday | 6am 8am | Continental breakfast Check-out Transfers to HKT or host hotel (within 5 km of airport) |

Dive Supervision

- Diving is not just an activity; it's a passion for exploring the underwater world. That's why the dive program is built around empowering you and your buddy to take control of your diving experience.
- While in the water, you and your buddy are in charge.
- Every dive starts with a thorough briefing from the dive staff, covering site conditions, points of interest, and safety procedures.
- As certified divers, you and your buddy are responsible for planning and carrying out your dives while respecting your experience limits and those set by the briefing and your certification agency.
- Divers are not directly supervised - each buddy team manages their own dive.
- If you surface early, only your buddy team surfaces – other divers may continue their dive per the plan and briefing.

Equipment Storage:

- Each guest will be assigned a designated seat on the dive deck and a personal locker or cubby to store items.
- There are also rails and hangers for your wetsuits.
- Freshwater showers are located on the back deck for post-dive comfort.
- Warm towels are provided after each dive.

Tanks & Fills & Nitrox

- Standard tanks: 80 cu ft (12L) aluminum tanks.
- Valves: DIN (international) and K-valve (American yoke type) adaptable.
- Fills: Air Included

- Nitrox: A 32% blend is available for divers who are Nitrox certified for an additional fee. Please see www.aggessor.com for pricing.
- Large-capacity tanks (i.e., 15 liters / 100 cu/ft) are available for rent for guests who want extra capacity. These tanks have convertible valves (Yoke or DIN).

Equipment Rentals:

The following dive equipment is available for rental:

| Item | | Item | | Item | |
|-----------------------|---|----------------------|---|---|---|
| Mask | ✓ | Fins | ✓ | Snorkel | ✓ |
| BCD | ✓ | Regulators System | ✓ | Dive Computer | ✓ |
| Dive Light | ✓ | Safety Sausage (SMB) | ✗ | Large Capacity Tank (15L, 100 cu ft, or similar) | ✓ |
| Nautilus Rescue Radio | ✗ | Wetsuits | ✓ | U/W Cameras | ✗ |

Please visit Aggressor's website at www.aggessor.com for detailed information on the cost of dive equipment rentals, certification courses, and large tanks.



If any of your dive equipment fails while on board, the staff will lend you equipment free of charge.

Wetsuit Rentals:

You are strongly encouraged to bring your own wetsuit to ensure optimal comfort and thermal protection during your dives. Since wetsuit fit is highly individual and vital for both comfort and warmth, bringing your personal wetsuit will provide the best diving experience.

Consult the Adventure Logs on www.aggessor.com for current water temperatures.

Itinerary Details:

The North Andaman Sea itinerary offers remote, pristine diving along Thailand's western coast. The yacht reaches healthy and vibrant reefs, seamounts, sheer walls, caves, beautiful coral gardens, and magnificent critter dives. All diving is from tenders, giving guests fast access to even the most remote sites.

A 7-night North Andaman Sea charter typically features 21–24 dives, including day and night dives, plus one island visit. The itinerary may be adjusted based on weather and sea conditions.

Diving Conditions

- You'll be diving in water that averages 83°–84°F (28°–29°C).
- Most guests do up to 5 dives each day, so some form of protection is necessary. A 3mm wetsuit in the summer and a 5mm in winter should be comfortable and sufficient.
- Visibility: Typically 70–100+ feet (20–30+ meters) of crystal-clear tropical Indian Ocean water

- Currents: Currents and winds may cause moderate movement of the yacht at times
- Please see the “Adventure Logs” on www.aggessor.com for current diving conditions.

Scuba Training:

Enhance your education while on board an Aggressor yacht!

The courses available include:

- Advanced Open Water Diver (SSI or PADI)
- Enriched Air / Nitrox Courses (SSI or PADI)

Course fees are due once on board and after the instructor confirms your course. The training agency providing your course will depend on your instructor's affiliations.

A diver participating in scuba training will need to complete a medical history form. Please be sure to review the form prior to traveling and ensure you do not need a physician’s signature.



Photo & Video

Photography: The yacht offers free photography coaching while on board. The Thailand Aggressor has a large camera table and a 110V strobe charging station for your camera and video equipment.

Bring your own battery chargers. As a safety precaution, all lithium-ion batteries should be charged at the camera station.

Video Service: The Video Professional can capture your diving adventure on board the Thailand Aggressor to share with family and friends.

The video of the week (including all guests and staff) is available for an additional fee. See www.aggessor.com for current pricing.



Nearest Chamber

The nearest hyperbaric chamber is the SSS Hyperbaric Chamber Phuket, located at Bangkok Hospital Siriroj in Phuket Town. This 24-hour facility serves the entire west coast of Thailand and works in partnership with international medical care services.

Additional recompression chambers are available in Bangkok and on Koh Samui.

You are encouraged to have a full physical exam before your adventure if you have any concerns and always dive conservatively.

Prohibited Diving Activities:

The following diving activities are not supported and prohibited on Aggressor Liveboards

- Use of Spear guns, Hawaiian slings or collecting of any kind are not permitted.
- Solo Diving
- Use of double tanks
- Use of underwater scooters
- Decompression or Technical Diving
- Touching, chasing, or disturbing marine life of any kind.
- Reef hooks (prohibited under Thai marine park rules)
- Fishing or collecting of any kind (prohibited by Thai conservation laws)

6. AFTER YOUR ADVENTURE

Check-Out Time:

Check-out time is 8:00 am for all guests. At this time, all guests and their luggage must be off the yacht, so staff have adequate time to prepare for new guests arriving in just a few hours. If you are making your own transfer arrangements, please ensure that you are picked up at or before check-out.

Departure Schedule:

The yacht returns to Andaman Sea Sun Travel Pier on Friday in the late afternoon. Guests will not arrive back to port in time to fly out that day. A cocktail party and dinner are held on board the last evening of the charter.

On Saturday morning, the staff will transport guests to:

- Phuket International Airport (HKT) for departure flights, OR
- A host hotel within 5 km of the airport, if extending your stay

For guests choosing to extend their stay, the staff can help organize tours through Aggressor DeTours so you have time to enjoy the area's land sites. All tours are at an additional charge and are highly recommended.

Guest Surveys

You will receive a detailed survey via email three days after your adventure ends. (If you've completed back-to-back adventures, you'll receive one survey for each.) Aggressor Adventures truly values guest feedback and integrates it into the continuous improvement of its programs.

Many amenities and experiences you enjoyed during your adventure were inspired by guest suggestions. Your feedback is sincerely appreciated as it helps Aggressor enhance its operations and exceed future guest expectations.

Your survey also offers a valuable opportunity to recognize exceptional staff performance. These evaluations directly influence staff recognition programs, awards, and promotions. The staff is dedicated

to making your adventure memorable, and your feedback helps Aggressor celebrate their outstanding service. The time you take to provide thoughtful responses is greatly appreciated and helps maintain the highest standards of the Aggressor experience.

Stay Connected

Each week, the previous charter's Adventure log is uploaded to the website. Feel free to visit www.aggressor.com and check the Adventure log for water temperature, visibility, and sightings.